

## Programme Information

Reporting Period	30 June 2015
Programme Inception Date	Jul-02
Restructure Date	Aug-14
Programme Commercial Paper Rating	F1+ (zaf) by Fitch Ratings
Maximum Programme Size	R10,000,000,000
Programme Administrator	The Standard Bank of South Africa Ltd (SBSA)
Type of Conduit	Hybrid Multiseller
Contact Person	Mike Brunke
Telephone Number	0117218101
E-mail	<a href="mailto:mike.brunke@standardbank.co.za">mike.brunke@standardbank.co.za</a>

## Liability Data

CP Outstanding	R 4 339 000 000
Longest Maturity Date	24-Nov-15
Shortest Maturity Date	06-Jul-15

## Liquidity Facility

Liquidity facility available	Yes
Provider	SBSA
Credit rating of provider	F1+(zaf) by Fitch Ratings
Facility	R 4 339 000 000
Amount drawn under liquidity facility	Nil

## Credit Enhancement

Programme wide credit enhancement (PWCE) available	Yes	
Provider	SBSA	
Credit rating of provider	F1+(zaf) by Fitch Ratings	
Programme Wide Credit Enhancement Facility (PWCE) Limit		
Maximum permissible limit	R 867 800 000	20% of the value of the commercial paper outstanding.
Current committed value	R 633 494 000	14.6% of the value of the commercial paper outstanding, as determined by applying Fitch's PCM simulation model in respect of the asset portfolio set out on the next page.
PWCE committed and not drawn under the facility		R0
Amount Proportional to CP		0%

Disclaimer: Whilst all care has been taken by Standard Bank Limited, Reg. No. 1962/000738/06 ("the Bank") in the preparation of the opinions and forecasts and provision of the information contained in this report, the Bank does not make any representations or give any warranties as to their correctness, accuracy or completeness, nor does the Bank assume liability for any losses arising from errors or omissions in the opinions, forecasts or information irrespective of whether there has been any negligence by the Bank, its affiliates or any officers or employees of the Bank, and whether such losses be direct, indirect or consequential.

Hedge

Provider	SBSA
Credit rating of provider	F1+(zaf) by Fitch Ratings
Type	Interest Rate
Exposure to conduit	R 84 000 000

Conduit Overview

Number of Sellers		13
Aggregate Invested Amount	Issuer:	R 4 245 496 418
Outstanding ABCP – face value		R 4 339 000 000
Top 5 largest transactions (% of invested amount)	MTN Group Limited	17.67%
	Transnet Soc Limited	14.54%
	Mercedes Benz South Africa Limited	14.13%
	SuperDrive Investments (RF) Limited	13.17%
	Blue Granite 2 (RF) Limited	11.78%
Program Wind Down Event		No

Transaction Information (bonds and loans)

Asset Reconciliation

DATE	DETAILS	ISSUER NAME	STOCK CODE	NOMINAL
31/05/2015	Opening Balance			R 4 267 349 189
15/06/2015	Partial Redemption	Blue Granite 4 (RF) Limited	BG42A2	R -21 852 771
30/06/2015	Closing Balance			R 4 245 496 418

Disclaimer: Whilst all care has been taken by Standard Bank Limited, Reg. No. 1962/000738/06 ("the Bank") in the preparation of the opinions and forecasts and provision of the information contained in this report, the Bank does not make any representations or give any warranties as to their correctness, accuracy or completeness, nor does the Bank assume liability for any losses arising from errors or omissions in the opinions, forecasts or information irrespective of whether there has been any negligence by the Bank, its affiliates or any officers or employees of the Bank, and whether such losses be direct, indirect or consequential.

# Blue Titanium Conduit Limited (BTC)

Investor Report South Africa

STOCK CODE	EXPECTED MATURITY DATE	ISSUER NAME	ASSET RATING (National Scale)*	RATING AGENCY	NOMINAL	PERCENTAGE OF POOL	INDUSTRY
BG42A2	15/03/2017	Blue Granite 4 (RF) Limited	Aaa.za	Moody's	R95 920 450	2.26%	Residential Mortgages
BG42A3	15/03/2017	Blue Granite 4 (RF) Limited	Aaa.za	Moody's	R300 000 000	7.07%	Residential Mortgages
BLG1A6	21/11/2015	Blue Granite 1 (RF) Limited	Aaa.za	Moody's	R129 144 658	3.04%	Residential Mortgages
BLG22A2	21/07/2016	Blue Granite 2 (RF) Limited	Aaa.za	Moody's	R200 000 000	4.71%	Residential Mortgages
BLG22A3	21/07/2016	Blue Granite 2 (RF) Limited	Aaa.za	Moody's	R300 000 000	7.07%	Residential Mortgages
BG32A3	30/10/2016	Blue Granite 3 (RF) Limited	Aaa.za	Moody's	R100 000 000	2.36%	Residential Mortgages
BG32A4	30/10/2016	Blue Granite 3 (RF) Limited	Aaa.za	Moody's	R100 000 000	2.36%	Residential Mortgages
COJ02	15/09/2016	City Of Johannesburg Metropolitan	AA-(zaf)	Fitch	R84 000 000	1.98%	Public Debt Obligations
MBSA	28/09/2015	Mercedes Benz South Africa Limited	Aa2.za	Moody's & Fitch	R600 000 000	14.13%	Automobiles
MTN	14/12/2015	MTN Group Limited	A1.za	Moody's & Fitch	R750 000 000	17.67%	Telecommunication
TRANS	21/08/2024	Transnet Soc Limited	A1.za	Moody's & Fitch	R617 500 000	14.54%	Transport & Logistics
SPDA2	21/08/2016	SuperDrive Investments (RF) Limited	Aaa.za	Moody's	R308 000 000	7.25%	Automobiles
SPDA4	21/08/2017	SuperDrive Investments (RF) Limited	Aaa.za	Moody's	R100 000 000	2.36%	Automobiles
SPDA6	21/08/2019	SuperDrive Investments (RF) Limited	Aaa.za	Moody's	R151 000 000	3.56%	Automobiles
THE9A7	18/07/2016	The Thekwini Fund 9 (RF) Limited	Aaa.za	Moody's	R40 000 000	0.94%	Residential Mortgages
TH10A1	18/07/2017	The Thekwini Fund 10 (RF) Limited	Aaa.za	Moody's	R55 931 310	1.32%	Residential Mortgages
TH10A2	18/07/2017	The Thekwini Fund 10 (RF) Limited	Aaa.za	Moody's	R144 000 000	3.39%	Residential Mortgages
TH11A5	18/07/2018	The Thekwini Fund 11 (RF) Limited	AAA(zaf)	Fitch	R150 000 000	3.53%	Residential Mortgages
T12A10	21/08/2019	The Thekwini Fund 12 (RF) Limited	AAA(zaf)	Fitch	R20 000 000	0.47%	Residential Mortgages
Total					R4 245 496 418		

\*Current Rating.

All assets are originated in South Africa.

Fitch's latest BTC rating confirmation

<https://www.fitchratings.com/gws3.0/fitch-home/pressrelease?id=985472>

## Permitted Investments

F1+	Nil
F1	Nil

## Transaction Information (Receivables)

N/A

## Compliance

Date

Jun-15

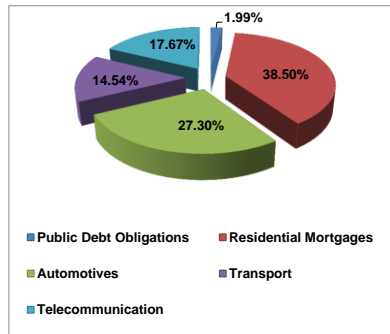
	Y/N	Description	Comment
Enforcement Event	N	N/A	N/A
Programme Termination Event	N	N/A	N/A
CP Stop Issuance Test	N	N/A	N/A
Liquidity Event of Default	N	N/A	N/A
PWCE Draw	N	N/A	N/A
Pool Concentration Limit Breach	N	N/A	N/A

Disclaimer: Whilst all care has been taken by Standard Bank Limited, Reg. No. 1962/000738/06 ("the Bank") in the preparation of the opinions and forecasts and provision of the information contained in this report, the Bank does not make any representations or give any warranties as to their correctness, accuracy or completeness, nor does the Bank assume liability for any losses arising from errors or omissions in the opinions, forecasts or information irrespective of whether there has been any negligence by the Bank, its affiliates or any officers or employees of the Bank, and whether such losses be direct, indirect or consequential.

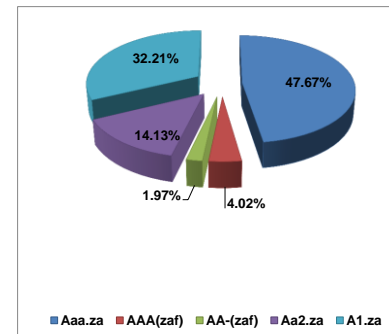
Industry Distribution

Asset Type	Percentage
Automotives	27.30%
Public Debt Obligations	1.99%
Residential Mortgages	38.50%
Transport & Logistics	14.54%
Telecommunication	17.67%

Distribution by Asset Type

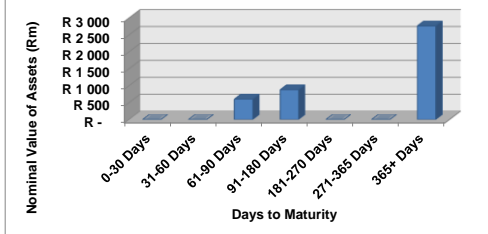


Distribution by Asset Rating

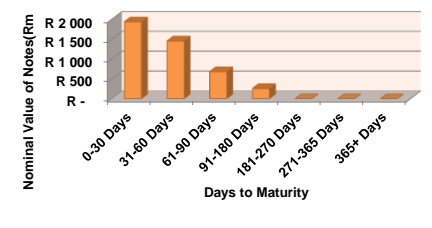


Maturity Analysis

Maturity Analysis of Asset Pools



Maturity Analysis Notes



Please note that all Notes issued in terms of the 2002 Information Memorandum have been redeemed in full and all Notes currently in issue are subject to the terms and condition of the ZAR10,000,000,000 Asset Backed Multi-Seller Note Programme executed on 29 August 2014.

Disclaimer: Whilst all care has been taken by Standard Bank Limited, Reg. No. 1962/000738/06 ("the Bank") in the preparation of the opinions and forecasts and provision of the information contained in this report, the Bank does not make any representations or give any warranties as to their correctness, accuracy or completeness, nor does the Bank assume liability for any losses arising from errors or omissions in the opinions, forecasts or information irrespective of whether there has been any negligence by the Bank, its affiliates or any officers or employees of the Bank, and whether such losses be direct, indirect or consequential.